

SubConn® HF Coax

75 ohm Coax/Electric

Connector specifications

Voltage rating on electric contacts	300 V DC/AC rms							
Current rating on electric contacts	5 A per contact (max 20 A per connector)							
Voltage rating on coax insert only	930 V, max nominal voltage acc. to MIL							
Frequency*	0.9 GHz	1.2 GHz	1.5 GHz	1.8 GHz	2.1 GHz	2.4 GHz	2.7 GHz	3.0 GHz
Attenuation*	6.3 dB	7.4 dB	8.6 dB	9.9 dB	11.3 dB	12.8 dB	14.5 dB	15.7 dB
Recommended max frequency	3.0 GHz							
Insulation resistance	> 200 Mohm							
Contact resistance	< 0.01 ohm							
Wet matings	N/A (dry mating only)							
Temperature rating (water)	- 4 to 60°C, 25 to 140°F							
Temperature rating (air)	- 40 to 60°C, - 40 to 140°F							
Storage temperature rating	- 40 to 60°C, - 40 to 140°F							
Qualified pressure tested	600 bar, 8,700 psi							

Material specifications

Connector body	Chloroprene rubber
Bulkhead body	Brass, stainless steel, titanium or anodised aluminium
Power contacts	Female sockets in gold plated brass UNS - C36000 Male pins in gold plated beryllium copper
Coax contacts	Gold plated contacts
O-rings	Nitrile
Locking sleeves	POM or stainless steel
Snap rings	Stainless steel AISI 302
Inline cable (2 ft, 60 cm)	Mini-RG59 coax and 6 x 20 AWG, 0.52 mm ² conductors
Coax and 6-contact bulkhead leads (3.3 ft, 100 cm)	RG179 coax and 6 x 20 AWG, 0.52 mm ² coloured PTFE

Face view (male)



Inline cable colour code

1 Black	3 Red	5 Orange
2 White	4 Green	6 Blue

Nominal cable outside diameter (OD)


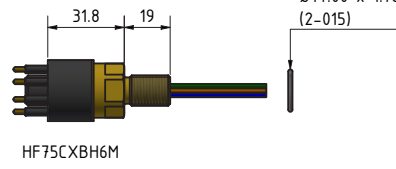
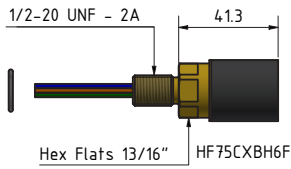

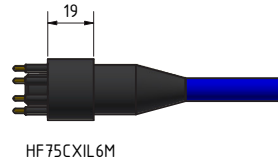
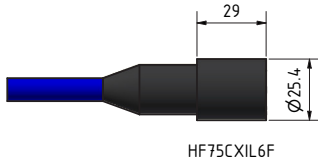
Mini-RG59 and 6-conductor PUR cable 0.382", 9.70 mm

Additional information


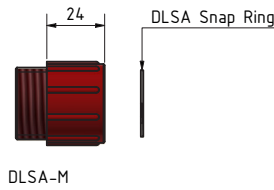
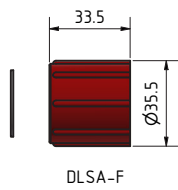



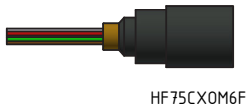
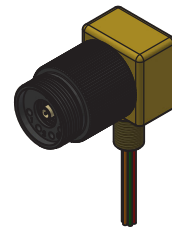
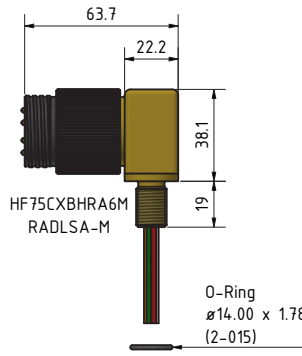
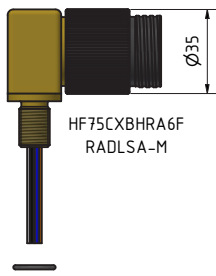
*All frequency and attenuation values are based on a 10 meter cable assembly test including 2 bulkhead connectors (75 ohm).
BNC connector for RG179 coax leads use Amphenol 112133 or equivalent.
BNC connector for Mini-RG59 coax cable use Belden 1855ABHD3 or equivalent.

Recommended SMB termination for Coax, see pages 128-129

SubConn® Coax connectors are designed for dry mating only. The Coax series is not suitable for open-face pressure or waterblock applications. Locking sleeves are required. Avoid greasing the actual coax part. The minimum bending radius for inline cables is 100 mm.



Note:
RA body are not available in PEEK.
RADLSA-M locking sleeve in colour black only (female version not available)



Drawing information

Dimensions in mm (1 mm = 0.03937 inch)
Threads in inches (1 inch = 25.4 mm)